

Hints and tips for efficient completion of self-directed study in NPQ programmes

Scroll to the bottom of each unit:

When you have completed a unit, open the references and scroll to the bottom of this page. This will tell the NPQ platform that you have completed the unit which is then reflected in the dial on the left of the screen. Failure to do this will not log that you have completed the unit.

Prioritising units during self-directed study:

Use the feedback you receive from your diagnostic, pre-block assessment to prioritise the time you spend on different self-study units. For example, if your diagnostics assessment shows that your knowledge is secure in a particular area, you may wish to spend less time on the corresponding unit and more time on other units.

Micro-Implementation Tasks (MIT):

Reflecting on your diagnostic assessment, you may choose to prioritise some micro-implementation tasks and for others where you feel your practice is strong, you may simply note your reflections of previous work. If a MIT is not relevant, do not add to your workload by completing it unnecessarily.

Note Taking:

Responses to tasks and activities can be brief notes or bullet points to avoid unnecessary workload as these are for your records only. You may prefer to make handwritten notes. There is no expectation that you make notes on the NPQ platform and any notes you do make are for your reference only.

Allocating time in your schedule for self-directed study:

Try to allocate a little time each week to engage in the self-directed study. For example, if you allocate time each week to respond to emails, try to substitute this for 30 minutes of self-directed study. Your professional development is a priority in helping you develop as a leader and will likely have more of an impact on children's outcomes than onerous administration activities.

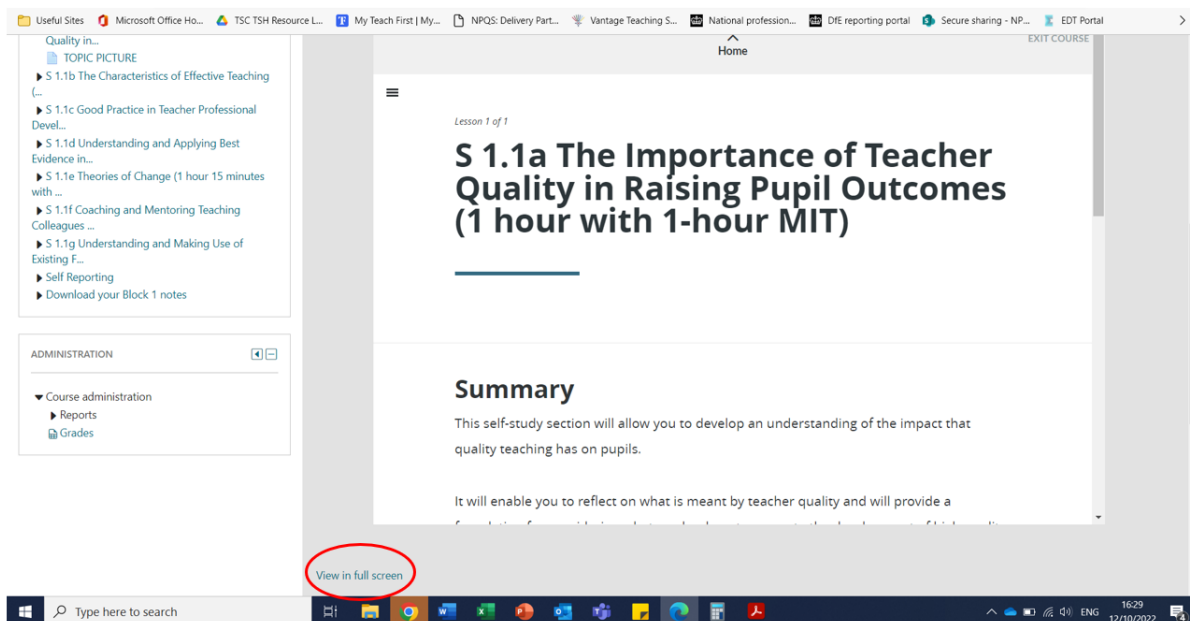
Read Aloud function (must be used in Microsoft Edge browser):

Use the 'Read Aloud' function on your computer if you find that you need to read something more than once to comprehend it. Busy school leaders are often managing multiple conflicting priorities and this can impact on your cognitive load leading to intrusive thoughts which distract you while you are reading.

The screen shots below provide step-by-step instructions on how to do this and many programme members are reporting that it helps them complete units more quickly and with greater understanding.

See screenshots below for details:

STEP 1: Open unit in full screen



Useful Sites Microsoft Office Ho... TSC TSH Resource L... My Teach First | My... NPQS: Delivery Part... Vantage Teaching S... National profession... DfE reporting portal Secure sharing - NP... EDT Portal

Quality in...
TOPIC PICTURE
▶ S 1.1b The Characteristics of Effective Teaching
▶ S 1.1c Good Practice in Teacher Professional Devel...
▶ S 1.1d Understanding and Applying Best Evidence in...
▶ S 1.1e Theories of Change (1 hour 15 minutes with ...
▶ S 1.1f Coaching and Mentoring Teaching Colleagues ...
▶ S 1.1g Understanding and Making Use of Existing F...
▶ Self Reporting
▶ Download your Block 1 notes

ADMINISTRATION
▼ Course administration
▶ Reports
▶ Grades

Lesson 1 of 1

S 1.1a The Importance of Teacher Quality in Raising Pupil Outcomes (1 hour with 1-hour MIT)

Summary

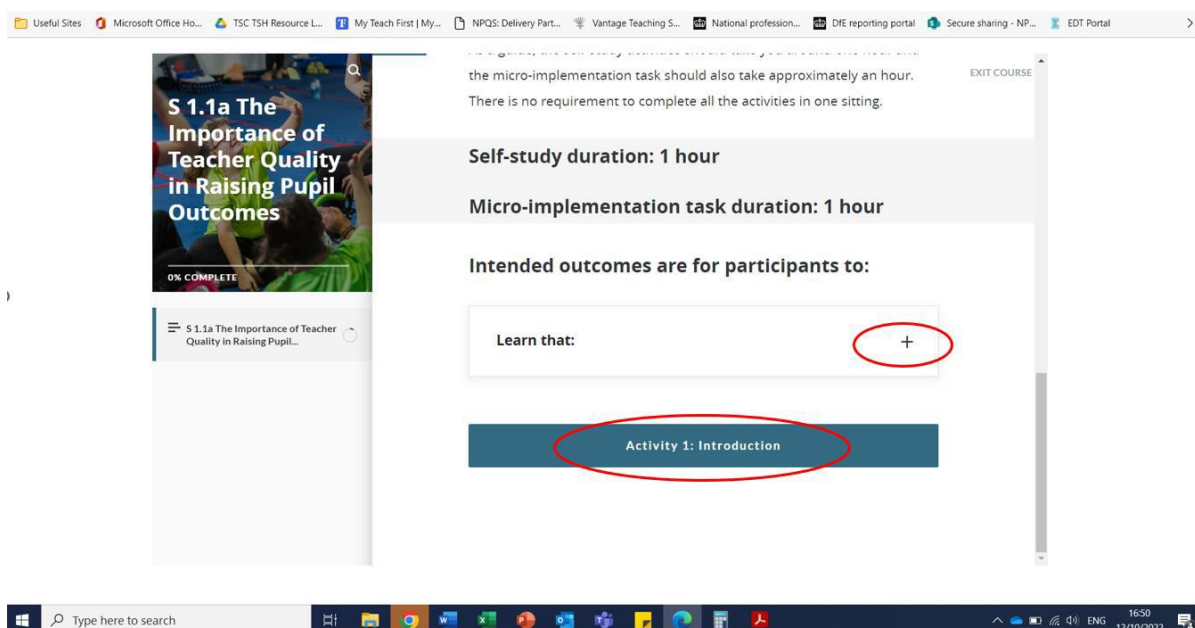
This self-study section will allow you to develop an understanding of the impact that quality teaching has on pupils.

It will enable you to reflect on what is meant by teacher quality and will provide a

[View in full screen](#)

Type here to search 16:29 12/10/2022

STEP 2: Open all drop down links within the unit



Useful Sites Microsoft Office Ho... TSC TSH Resource L... My Teach First | My... NPQS: Delivery Part... Vantage Teaching S... National profession... DfE reporting portal Secure sharing - NP... EDT Portal

S 1.1a The Importance of Teacher Quality in Raising Pupil Outcomes
0% COMPLETE

S 1.1a The Importance of Teacher Quality in Raising Pupil...

the micro-implementation task should also take approximately an hour. There is no requirement to complete all the activities in one sitting.

Self-study duration: 1 hour

Micro-implementation task duration: 1 hour

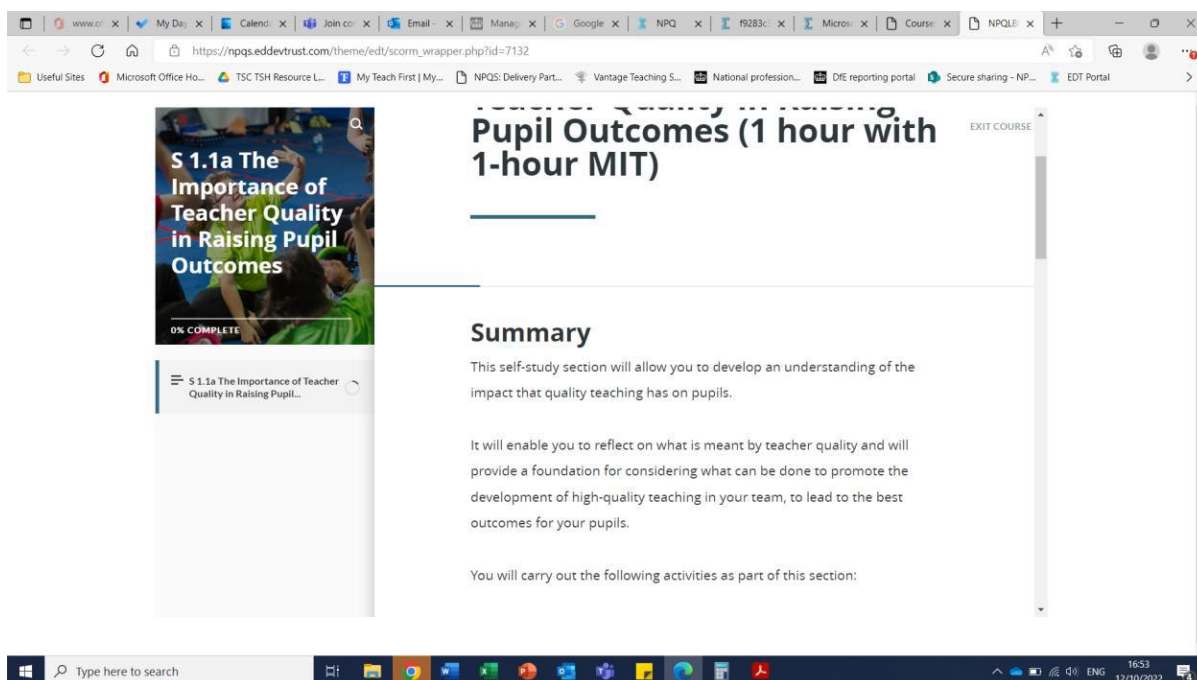
Intended outcomes are for participants to:

Learn that: +

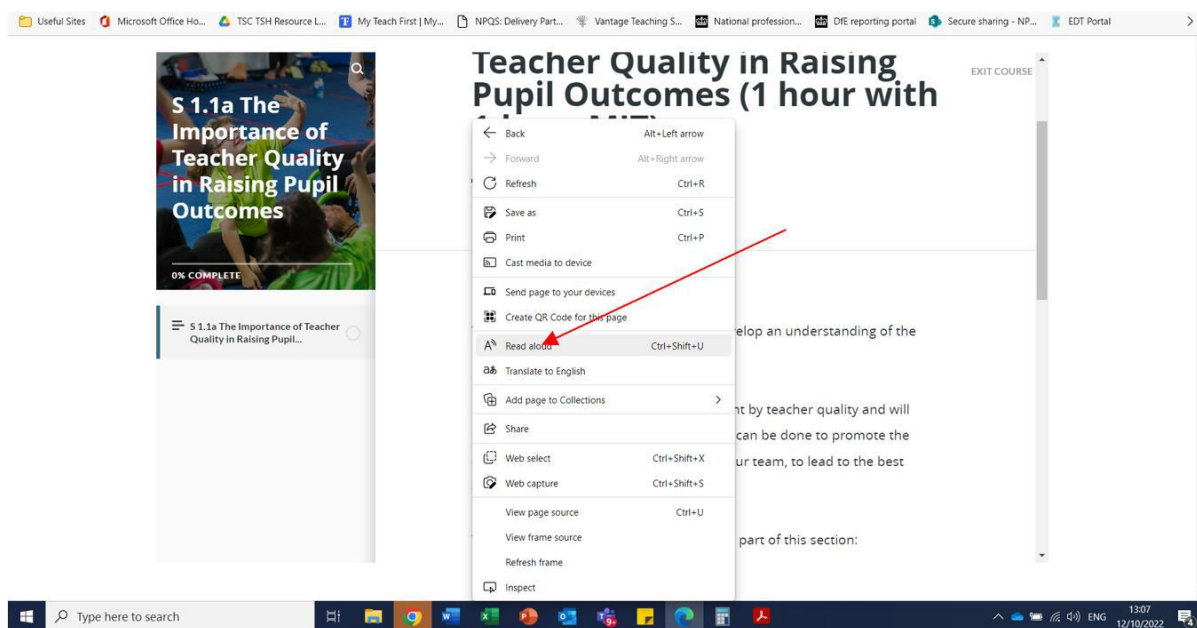
Activity 1: Introduction

Type here to search 16:50 12/10/2022

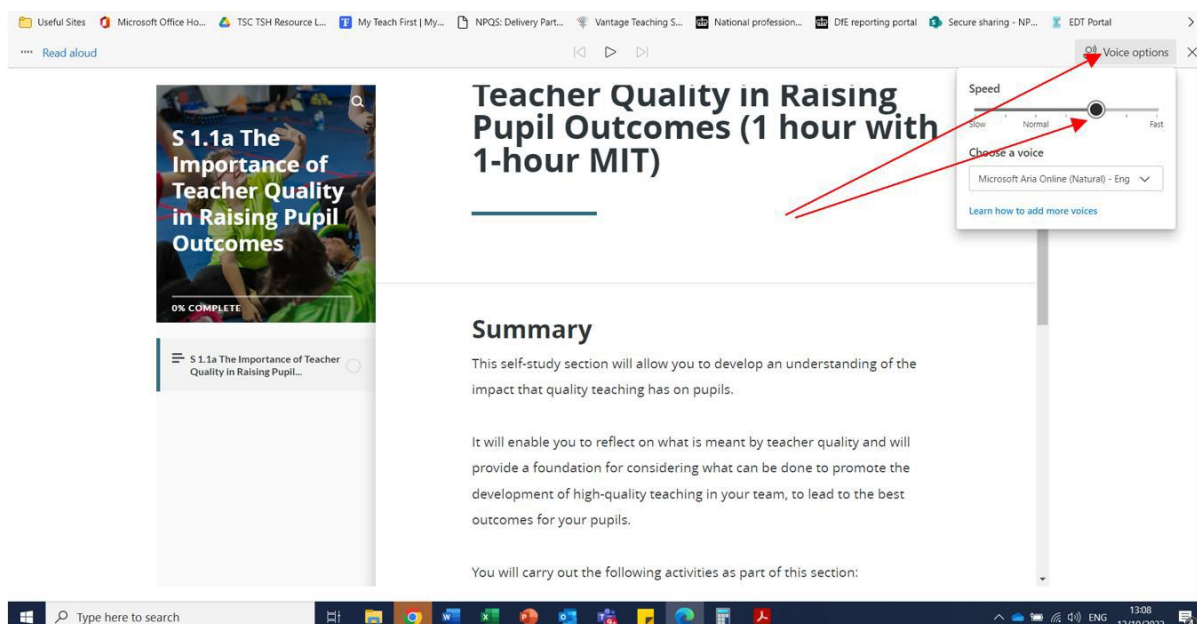
STEP 3: Scroll to the top and right click at the start of the text



STEP 4: Select the 'Read aloud' function



STEP 5: Click on 'Voice options' to increase or decrease the speed of the reader



Useful Sites Microsoft Office Ho... TSC TSH Resource L... My Teach First | My... NPQS: Delivery Part... Vantage Teaching S... National profession... DfE reporting portal Secure sharing - NP... EDT Portal

Read aloud

S 1.1a The Importance of Teacher Quality in Raising Pupil Outcomes

0% COMPLETE

Teacher Quality in Raising Pupil Outcomes (1 hour with 1-hour MIT)

Summary

This self-study section will allow you to develop an understanding of the impact that quality teaching has on pupils.

It will enable you to reflect on what is meant by teacher quality and will provide a foundation for considering what can be done to promote the development of high-quality teaching in your team, to lead to the best outcomes for your pupils.

You will carry out the following activities as part of this section:

Speed: Slow Normal Fast

Choose a voice: Microsoft Aria Online (Natural) - Eng

Learn how to add more voices

Type here to search

13:08 12/10/2022